

## TRADING IDEAS

Kode	Rekomendasi	Take Profit	Stop Loss
PGAS	Buy	1570-1590	1520
ESSA	Buy	3220-3270	3110
UNTR	Buy	24925-25200	24250
MIDI	Buy	442-450	424
BREN	BoB	8350-8500	8100

## MARKET INDEX

Market	Close	+/-	Chg %
IHSG	7,212.1	82.9	1.16%
Nikkei	35,089.6	414.2	1.19%
Hangseng	16,877.9	230.5	1.38%
Kospi	2,568.4	46.3	1.83%
Strait Times Index	3,249.7	794.3	1.60%
TWSE	21,295.3	794.3	3.87%
SET	1,290.6	16.5	1.30%
Shanghai	2,869.8	2.5	0.09%
FTSE 100	8,166.9	140.2	1.75%
Xetra Dax	17,615.2	260.8	1.50%
Dow Jones	38,763.5	-234.2	-0.60%
Nasdaq	16,195.8	-171.0	-1.05%
S&P 500	5,199.5	-40.5	-0.77%

## COMMODITY

Description	Last	+/-	Chg %
Oil Price (Brent) USD/barel	78.3	1.8	2.42%
Oil Price (WTI) USD/barel	75.2	2.0	2.77%
Gold Price USD/Ounce	2382.9	-7.9	-0.33%
Nickel-LME (US\$/ton)	16031.3	-96.9	-0.60%
Tin-LME (US\$/ton)	29896.4	356.2	1.21%
CPO Malaysia (RM/ton)	3697.0	-8.0	-0.22%
Coal NWC (US\$/ton)	145.0	-0.5	-0.34%
Natural Gas (US\$/MMBtu)	2.1	0.1	5.07%

## FX

Description	Last	+/-	Chg %
USD/IDR	16,035	-130.00	-0.80%
EUR/IDR	17,524	-139.03	-0.01%

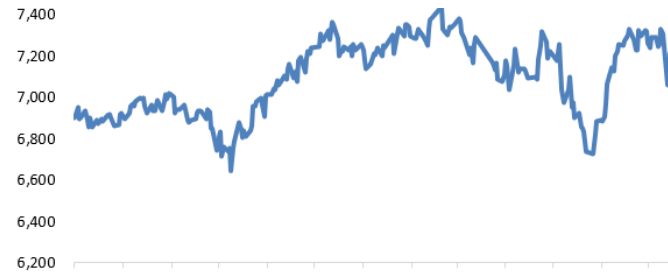
## DUAL LISTING

Saham	Mkt	US\$	[+/-]
Telkom (TLK)	NY	17.36	-2.00%
Harga Penutupan	8/7/2024		

## Market Review & Outlook

Cadangan Devisa Juli 2024 Naik Jadi US\$145.4 Miliar

IHSG Berpotensi Menguat Terbatas Range 7150-7280.



## JCI DATA

Volume (Mn Share)	13,846
Value (Bn IDR)	8,191
Freq (Thousand Times)	904
Market Cap (Tr IDR)	12,240

## FOREIGN TRANSACTION

Net Buy (Sell) Daily Bn	341.09
Net Buy (Sell) YTD Bn	42.00
Ownership (July)	44..77%

Source : RTI, IDX

## ECONOMIC CALENDAR

COUNTRY	EVENT	ACTUAL	PREV
7 August 2024			
ID	Foreign Exchange Reserve	\$145.5 B	\$140.2 B
8 August 2024			
ID	Consumer Confidence		123.3
	Retail Sales		2.1%
US	Initial Jobless Claim		249K

## DISCLAIMER

This Document is for information only and for the use of the recipient. It is not to be reproduced or copied or made available to others. Under no circumstances is it to be considered as an offer to sell or solicitation to buy any security. Any recommendation contained in this report May not be suitable for all investors and strictly a personal view and should not be used as a sole judgment for investment. Moreover, although the information contained herein has been obtained from sources believed to be reliable, its accuracy, completeness and reliability cannot be guaranteed. All rights reserved by Mega Capital Sekuritas.

## Cadangan Devisa Juli 2024 Naik Jadi US\$145.4 Miliar

Cadangan devisa Juli meningkat menjadi US\$145.4 Miliar (Jun 24 : US\$ 140.2 Miliar. Jul 23 : US\$ 137.6 Miliar). Bank Indonesia menyatakan peningkatan caddev Juli 2024 terjadi karena penerbitan sukuk global pemerintah serta penerimaan pajak dan jasa. Nilai ini menjadikan cadangan devisa tertinggi sepanjang tahun 2024.

Posisi cadangan devisa tersebut setara dengan pembiayaan 6.5 bulan impor atau 6.3 bulan impor dan pembayaran utang luar negeri pemerintah.

## GLOBAL SENTIMENT

**Mayoritas Bursa Saham Global Rally, Bursa AS Koreksi.** Bursa saham global kembali melanjutkan penguatan, indeks volatilitas VIX melemah signifikan setelah pada awal pekan mencapai level tertinggi sejak tahun 2020. Menjelang penutupan, Bursa AS justru kompak melemah akibat kekhawatiran pertumbuhan kinerja emiten yang memicu aksi profit taking. Pelemahan mulai terjadi pasca rilis kinerja emiten teknologi *big caps*, Super Micro Computer yang di bawah estimasi. Sedangkan data ekonomi Tiongkok berupa neraca perdagangan menunjukkan kenaikan surplus ke level US\$ 84.65 miliar pada periode Juli, meningkat dari bulan sebelumnya di level US\$ 80.22 miliar, namun di bawah perkiraan pasar sebesar US\$ 99 miliar. Data tersebut dipengaruhi oleh penurunan kinerja ekspor pasca Eropa menaikkan tarif impor yang signifikan pada kendaraan listrik asal Tiongkok. Selain itu, surplus perdagangan dengan AS melemah ke level US\$ 30.84 miliar di bulan Juli, melemah dari posisi Juni di level US\$ 31.78 miliar. Meski demikian, kinerja impor justru menguat yang menandakan pemulihan konsumsi domestik Tiongkok. Hari ini pasar menanti rilis data klaim pengangguran mingguan AS dan pidato anggota The Fed, Thomas Barkin.

**Bursa Domestik.** IHSG memasuki penguatan 3 hari berturut-turut setelah koreksi 3.4% dalam sehari di awal pekan. Hari ini IHSG menguat 1.16% ke level 7212 yang ditopang oleh sentimen positif dari rilis cadangan devisa Indonesia yang mencatatkan kenaikan surplus ke level US\$ 145.4 miliar di bulan Juli, meningkat dari Juni di US\$ 140.2 miliar. Kenaikan surplus tersebut menjadi kenaikan surplus terbesar sejak Desember 2023 yang ditopang oleh penerbitan sukuk global dan peningkatan perolehan pajak. Investor asing mencatatkan net buy di pasar reguler sebesar Rp 421 miliar dengan 5 saham yang paling banyak dibeli yaitu BMRI, BBCA, TPIA, ASII, dan INKP. Secara sektoral, 11 sektor kompak mencatatkan penguatan yang dipimpin oleh sektor industrial sebesar 1.82%.

**Komoditas Minyak.** Harga minyak mentah menguat lebih dari 3% sehari ke level US\$ 75/ brl setelah rilis data EIA menunjukkan penurunan yang lebih besar dari perkiraan pada cadangan mingguan AS. Cadangan minyak turun selama 6 pekan berturut-turut dan pada pekan lalu cadangan minyak turun 3.728 juta barrel, jauh lebih besar dari perkiraan 0.4 juta barrel. Selain itu dari sisi *supply*, terjadi pengurangan produksi di negara produsen yaitu Libya akibat masalah keamanan dan konflik geopolitik.

### DISCLAIMER

This Document is for information only and for the use of the recipient. It is not to be reproduced or copied or made available to others. Under no circumstances is it to be considered as an offer to sell or solicitation to buy any security. Any recommendation contained in this report May not be suitable for all investors and strictly a personal view and should not be used as a sole judgment for investment. Moreover, although the information contained herein has been obtained from sources believed to be reliable, its accuracy, completeness and reliability cannot be guaranteed. All rights reserved by Mega Capital Sekuritas.

## JCI REVIEW & OUTLOOK



**IHSG** membentuk long white marobozu candle dan harga bertahan diatas fibonanci 61.8% setelah reject demand zone, berpotensi lanjut menguat menuju classic resistance terdekat didukung MACD berpotensi goldencross. IHSG diperkirakan konsolidasi menguat terbatas pada rentang 7150-7280.

	1	2	3
<b>Support</b>	7150	7075	7000
<b>Resisten</b>	7280	7355	7430

## STOCKS PICK



**PGAS** harga rebound dari area lower band Bollinger Band diikuti kenaikan volume, berpeluang rebound menuju middle band BB didukung stochastic berpotensi bullish crossover.

**Rekomendasi** : Buy  
**Entry Level** : 1540-1555  
**Take Profit** : 1570-1590  
**Stop Loss** : 1520



**ESSA** membentuk candle reversal berupa doji morning star dan harga bertahan diatas MA 100, berpotensi rebound menuju dynamic resistance didukung oleh momentum MACD berpotensi goldenross.

**Rekomendasi** : Buy  
**Entry Level** : 3150-3180  
**Take Profit** : 3220-3270  
**Stop Loss** : 3110

### DISCLAIMER

This Document is for information only and for the use of the recipient. It is not to be reproduced or copied or made available to others. Under no circumstances is it to be considered as an offer to sell or solicitation to buy any security. Any recommendation contained in this report May not be suitable for all investors and strictly a personal view and should not be used as a sole judgment for investment. Moreover, although the information contained herein has been obtained from sources believed to be reliable, its accuracy, completeness and reliability cannot be guaranteed. All rights reserved by Mega Capital Sekuritas.

## STOCK PICK



**UNTR** membentuk long white marubozu candle pada support uptrend line dan harga bertahan diatas MA 20, berpotensi lanjut menguat menuju dynamic resistance, didukung kenaikan volume.

Rekomendasi : Buy  
 Entry Level : 24500-24700  
 Take Profit : 24925-25200  
 Stop Loss : 24250



**MIDI** berhasil breakout dari trend sideways dan harga bertahan diatas MA 200, berpeluang rally menuju dynamic resistance didukung oleh stochastic bullish crossover dan kenaikan volume.

Rekomendasi : Buy On Weakness  
 Entry Level : 430-436  
 Take Profit : 442-450  
 Stop Loss : 424



**BREN** sedang membentuk pola symmetrical triangle dan harga bertahan diatas MA 100, apabila break resistance pola tersebut berpotensi lanjut menguat didukung oleh momentum MACD menguat menuju slope positif.

Rekomendasi : Buy If Break  
 Entry Level : >8225  
 Take Profit : 8350-8500  
 Stop Loss : 8100

### DISCLAIMER

This Document is for information only and for the use of the recipient. It is not to be reproduced or copied or made available to others. Under no circumstances is it to be considered as an offer to sell or solicitation to buy any security. Any recommendation contained in this report May not be suitable for all investors and strictly a personal view and should not be used as a sole judgment for investment. Moreover, although the information contained herein has been obtained from sources believed to be reliable, its accuracy, completeness and reliability cannot be guaranteed. All rights reserved by Mega Capital Sekuritas.

## STOCKS MARKET NEWS

- **MBMA : Catatkan Volume Penjualan**

Merdeka Battery Materials mencatatkan volume penjualan NPI sebesar 20.8 ribu ton (-4% QoQ, +89% YoY) pada 2Q24, dengan nilai penjualan sebesar 240.5 juta dolar AS (+1% QoQ, +54% YoY). Hasil tersebut membuat volume penjualan NPI selama 1H24 mencapai 42.5 ribu ton (+121% YoY), dengan nilai penjualan sebesar 479.5 juta dolar AS (+60% YoY). MBMA juga mencatatkan volume penjualan nickel matte mencapai 12.8 ribu ton (-11% QoQ, +322% YoY) pada 2Q24, dengan nilai penjualan sebesar 189,8 juta dolar AS (-4% QoQ, +258% YoY). Hasil tersebut membuat volume penjualan nickel matte selama 1H24 mencapai 27,2 ribu ton (+796% YoY), dengan nilai penjualan sebesar 386.7 juta dolar AS (+630% YoY). Sementara itu, volume penjualan bijih limonit mencapai 2.9 juta wmt (+360% QoQ) pada 2Q24, dengan nilai penjualan sebesar 47.2 juta dolar AS (+477% QoQ). Hasil tersebut membuat volume penjualan bijih limonit selama 1H24 mencapai 3.5 juta wmt, dengan nilai penjualan sebesar 55.5 juta dolar AS.

- **RAAM : Akan Adakan Private Placement**

Tripur Multivision Plus berencana menggelar private placement hingga 619,4 juta (10%) saham dengan efek dilusi hingga 9.09%. Harga pelaksanaan dan calon investor belum diumumkan, sementara dana yang diperoleh ditujukan untuk pengembangan usaha melalui investasi. Rencana ini akan dibahas dalam RUPSLB pada 12 September 2024.

- **ADRO : Catatkan Kenaikan Volume Produksi dan Penjualan Batubara**

Volume produksi PT Adaro Energy Indonesia Tbk (ADRO) dan perusahaan-perusahaan anaknya (Grup Adaro) mencapai 35.74 juta ton pada semester I-2024 (1H24), setara dengan kenaikan 7% dari 1H23. Kemudian untuk volume penjualan periode ini mencapai 34.94 juta ton atau naik 7% dari 1H23.

Adapun volume pengupasan lapisan penutup pada 1H24 mencapai 141.58 juta bcm, atau naik 9% dari 1H23, sehingga nisbah kupas tercatat 3.96x, atau naik 2% dari 1H23.

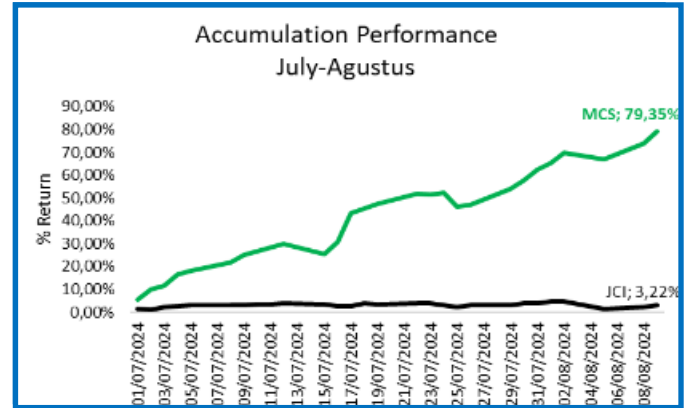
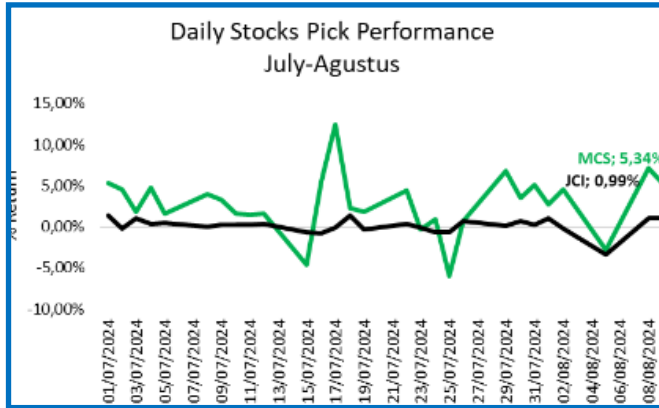
- **MDKA : Catatkan Penurunan Volume Penjualan**

Merdeka Copper Gold mencatatkan volume penjualan emas sebesar 25 ribu ounce (-6% QoQ, -15% YoY) pada 2Q24, dengan nilai penjualan sebesar 56.6 juta dolar AS (+1% QoQ, -2% YoY). Hasil tersebut membuat volume penjualan emas selama 1H24 mencapai 51.6 ribu ounce (+4% YoY), dengan nilai penjualan sebesar 112.7 juta dolar AS (+17% YoY). Sementara itu, volume penjualan tembaga mencapai 2 ribu ton (-53% QoQ, -53% YoY) pada 2Q24, dengan nilai penjualan sebesar 18.7 juta dolar AS (-48% QoQ, -49% YoY). Hasil tersebut membuat volume penjualan tembaga selama 1H24 mencapai 6.3 ribu ton (-20% YoY), dengan nilai penjualan sebesar 54,7 juta dolar AS (-21% YoY).

#### DISCLAIMER

This Document is for information only and for the use of the recipient. It is not to be reproduced or copied or made available to others. Under no circumstances is it to be considered as an offer to sell or solicitation to buy any security. Any recommendation contained in this report may not be suitable for all investors and strictly a personal view and should not be used as a sole judgment for investment. Moreover, although the information contained herein has been obtained from sources believed to be reliable, its accuracy, completeness and reliability cannot be guaranteed. All rights reserved by Mega Capital Sekuritas.

## REVIEW STOCKS PICK



## CORPORATE ACTION CALENDAR

DATE	TICKER	TIME	ACTION
08/08/2024	ALTO	10.30	RUPS

DATE	TICKER	IPO Price	ACTION
08/08/2024	NEST	200	IPO Listing Date

DATE	TICKER	DPS (Rp)	ACTION
08/08/2024	AMAR	2.65	Cumdate Dividen Interim
	PSSI	28	

### DISCLAIMER

This Document is for information only and for the use of the recipient. It is not to be reproduced or copied or made available to others. Under no circumstances is it to be considered as an offer to sell or solicitation to buy any security. Any recommendation contained in this report May not be suitable for all investors and strictly a personal view and should not be used as a sole judgment for investment. Moreover, although the information contained herein has been obtained from sources believed to be reliable, its accuracy, completeness and reliability cannot be guaranteed. All rights reserved by Mega Capital Sekuritas.

## Research Division

Cheril Tanuwijaya	Cheril.tanuwijaya@megasekuritas.id	+62 21 7917 5599	62035
Rifdah Fatin Hasanah	Rifdah.fatin@megasekuritas.id	+62 21 7917 5599	62186
Lia Andani	Lia.Andani@megasekuritas.id	+62 21 7917 5599	62431

## Retail Equity Sales Division

Dewi Suryani	dewi.suryani@megasekuritas.id	+62 21 7917 5599	62441
Ety Sulistyowati	ety.sulistyowati@megasekuritas.id	+62 21 7917 5599	62159
Fadel Muhammad Iqbal	fadel@megasekuritas.id	+62 21 7917 5599	62164
Syaifathir Muhamad	fathir@megasekuritas.id	+62 21 7917 5599	62179

### Fixed Income Sales & Trading

Tel. +62 7917 5559-62 Fax. +62 21 7917 5965

### Investment Banking

Tel. +62 21 7917 5599 Fax. +62 21 7919 3900

### PT. Mega Capital Sekuritas

Menara Bank Mega Lt. 2  
Jl. Ka P. Tendean, Kav 12-14 A  
Jakarta Selatan 12790

#### DISCLAIMER

This Document is for information only and for the use of the recipient. It is not to be reproduced or copied or made available to others. Under no circumstances is it to be considered as an offer to sell or solicitation to buy any security. Any recommendation contained in this report May not be suitable for all investors and strictly a personal view and should not be used as a sole judgment for investment. Moreover, although the information contained herein has been obtained from sources believed to be reliable, its accuracy, completeness and reliability cannot be guaranteed. All rights reserved by Mega Capital Sekuritas.